




MALVINA EUROPE SARL

CAPITAL VARIABLE DE 15 246 Euros • C.E. FR 784 376 783 78

R.C.S Saint-Gaudens 437 678 378 • SIRET 437 678 378 00013



GRILL CABIN 14,9 M²



Grill cabin

14,9 M²

health, beauty, peace of mind

Available roof colors/couleurs de toits (shingles) disponibles :



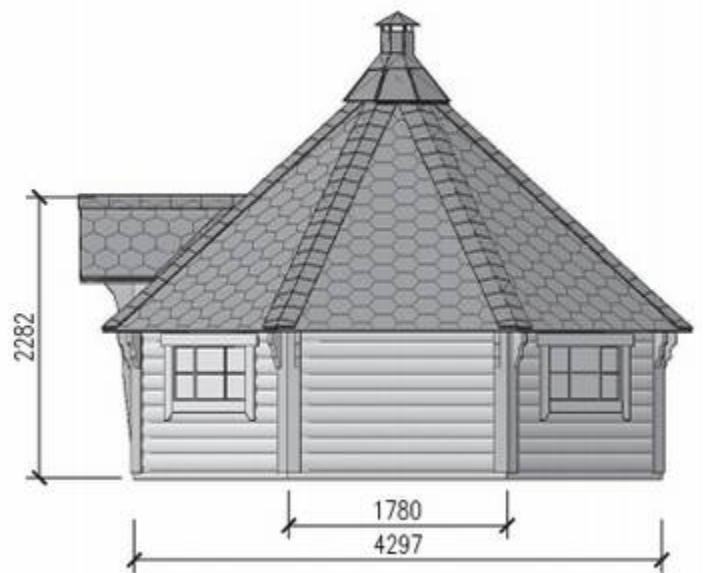
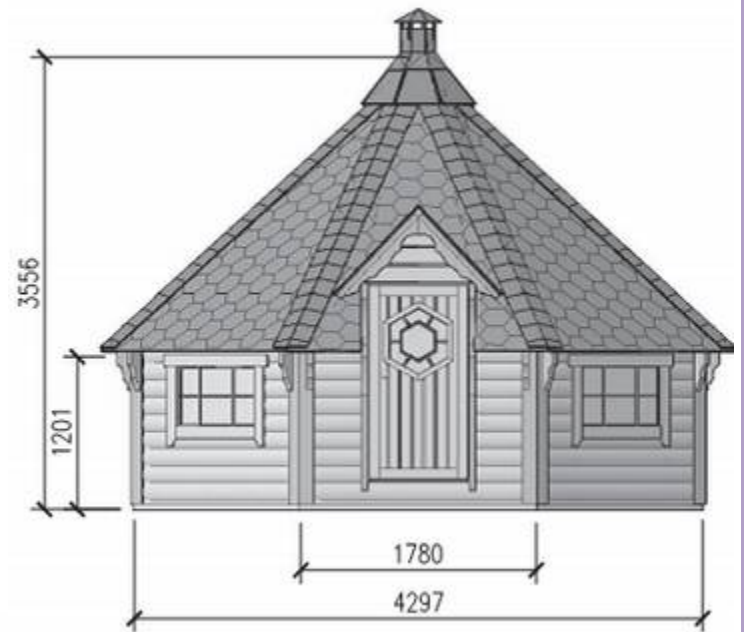
Available grill and chimneys/disponible en grill et cheminée :



Standard grill and chimney

"Viking" grill and chimney

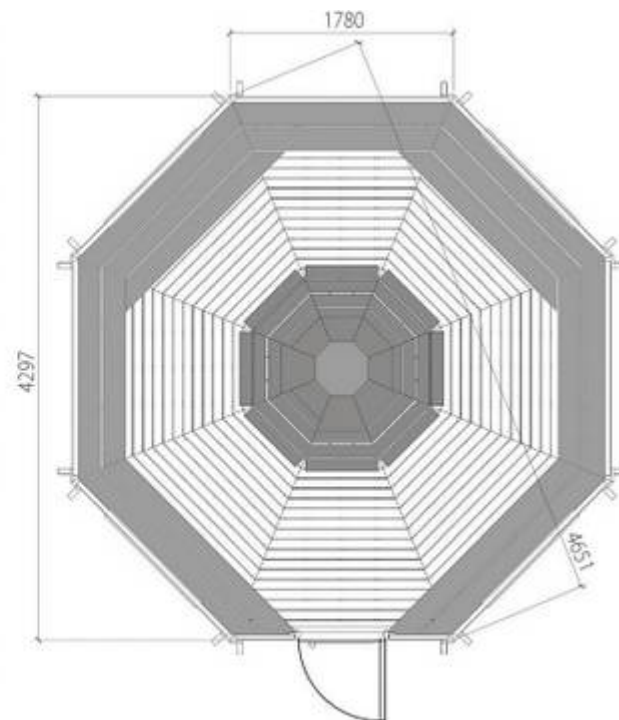
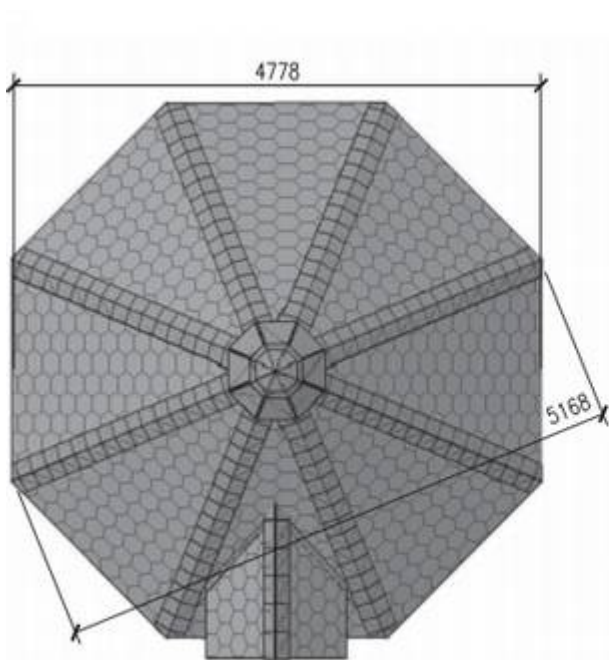




Windows



Double 880x510 cm diameter glass units ensures: lower heat transfer to the outside, as much as possible of light transmission, hermetic characteristics and long usage time.



Specifications



Inside area, m ²	14,9
Shape	8 corners
External dimension (WxD), mm	4242x4242
Number of Windows	4
Number of opening Windows	2
Weight, kg	1700
Number of benches	7
Number of sleeping benches	2
Group of people	14-20
Size of Windows, mm	880x510
Size of Doors, mm	780x1500

STANDARD SET

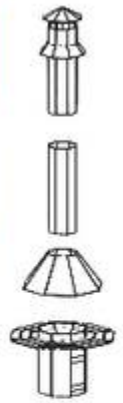
- Wall, roof, floor panels;
- Inside grill with cooking platforms and tables around the grill;
- Adjustable chimney;
- Windows with double glass;
- Door with a lock and hexagon window;
- Inside benches;
- Pillows for the benches.

Grill



The grill and chimney are produced from cold rolled steel. This steel is providing corrosion resistance, excellent dimensional tolerance and have high surface quality. Due to these properties, cold rolled steel is predominant category of stainless steels currently used on the market. Grill is made from 2 mm cold rolled steel sheets and welded using TIG type welding. Chimney is produced from 1 mm steel using spot-welding technique.

All surfaces are painted using powder coating.



Roof shingles



BITUMEN

6 layer bitumen tiles consists of durable and highly resistant fiber glass base coated with polymer- reinforced bitumen mix made of high quality bitumen and aggregate. The top layer of tiles is surfaced with mineral granules that lend color to the tiles and ensure high UV- protection and other weather conditions resistance qualities. The granules are painted in high temperature using thermal method pigment being burned-in into the surface of granules what guarantees long durability of the color. The bottom of tiles is coated with adhesive polymer-reinforced bitumen layer protected with easily removed silicon membrane. As a result of sun heat exposure the overlapped tiles stick to each other thus forming a double hydro-insulating layer, which guarantees excellent leak resistance of the roof.

Bitumen tiles can be used both for new construction and roof repair work. You may choose black, green or red color bitumen tiles. The warranty term for tiles is 20 years!

Type of wood



SPRUCE

The spruce is of Nordic species. It is light colored, nearly white. Thin and regular texture. Suitable for painting and flexible. Spruce tubs are outstanding for being waterproof and durable.

Accessories



FLOWER POT



DRAWER



REINDEER SKIN



PROTECTIVE FENCE



GRILL COVER

Transportation



3.5 x 1.2 x 2.6 M KIT



Usage



The surfaces of the new product that are in direct contact with the flames may create smoky smell while warming-up using your grill for the first time. We advise to keep the door open during the first usage and not to cook until the smell has cleared. All metal grill details are covered with Temal 400 paints. The paint does not consist of unhealthy compounds and no chemicals hazardous to health are released during heating. It's also bears dry heat up to 400 degrees centigrade. Some splitting and burning of the paint is normal, because in the long run the paint does not bear the heat of the flames.

Please note, that the grill may have sharp edges and the steel parts of the grill heats up when the fire is firing, therefore there is a risk to harm or burn yourself.

We suggest to use natural materials, starter cubes or a little of lighter fluid with small dry birch logs for lighting the fire. To make a fire lighting more easier and

to ensure that the grill is getting enough air, open the damper and keep the door open as well. The bigger logs can be added when the fire is burning well. Choose a non-sparking wood type; avoid using spruce or aspen and wood covered with bark. We advise to use logs with max length 300 mm. To get good ember we advise to add some charcoal as well. In order to achieve optimal ember, regulate the ventilation with opening and closing the damper.

Sufficient fresh airflow is most essential aspect of smoke exhaustion. At least as much fresh air should come in as goes out with the smoke. If the grill is smoking open the door of the cottage and make sure that the wood is dry or not bark covered. Provide additional dry wood if needed.

Remove coals and ashes from the fireplace after they have cooled down.

Maintenance



You should not forget that wood is a natural material, it change move depending on weather conditions. Large and small cracks, color tone differences and changes, as well as a changing structure of wood are not errors, but a result of wood growing and a feature of wood as a natural material.

Natural wood (not impregnated) becomes grayish after having been left untouched for a while, and can be turn blue and become moldy. You should immediately process them with wood impregnations to protect the wooden details of our produced products.

We definitely recommend that you process the door and windows with a wood impregnation agent, and do it

namely both inside and outside, because the doors and windows can become twisted. In general, we recommend for the conclusive finishing a weather protection paint that will protect wood from moisture and UV radiation after the house is assembled.

Consult a specialist regarding paints suitable for unprocessed softwood and follow the paint manufacturer's instructions.

Your garden house life time will be much longer after having properly painted. We recommend that you inspect the house thoroughly once every six month.



MALVINA SYSTEMS



www.malvina.fr



MALVINA EUROPE SARL

55, avenue Foch, 31110 – Bagnères de Luchon (France)

E-mail : malvina@malvina.fr - chalets@malvina.fr

Web : www.chaleurverte.malvina.fr - www.malvina-europe.com

Bureau : 33 (0) 561 794 699 - Mobile : 33 (0) 688 881 532

Skype : [malvinaeurope](https://www.skype.com/name/malvinaeurope)



chalets@malvina.fr